



DESIGNING ACCESSIBILITY

Designing Accessibility

Highest Quality Standards

Creating products which are suitable for all people, regardless of their age, physical condition and personal abilities – is the HEWI philosophy. Years of experience made us experts in this field. Designing for comfort and accessibility comes naturally for HEWI.

HEWI offers quality design which enables all users. Thanks to the modular structure of the range, with HEWI it is also possible to produce a design which is precisely oriented to individual needs and preferences.

We attach great importance to the quality and durability of our products, which is why we only use premium materials. Precise workmanship and technical know-how enable lasting performance and value that you can always rely on.

Reliable Partner

HEWI and Häfele have a long-standing partnership based on a mutual commitment to providing premium products, intelligent and comprehensive solutions and excellent service. As the partner for HEWI in North America, Häfele can provide valuable support to decision makers for projects of all sizes.

From design consultation and technical assistance to product specifications and CAD drawings, Häfele makes it easy to incorporate HEWI products into project design and to meet and exceed all accessibility requirements and standards.

Bathroom Solutions Range 477/801	4
Innovation, Engineering and Quality Long-Lasting, Durable Products, Color	8
Functionality and Design Grab Bars and Shower Seats	10
Intuitive Use Well Thought-Through Functionality	12
Reliable Grip and Support Bariatric Products	14
Product Overview Accessories Washbasin, Toilet and Bath Area	16
Product Overview Accessibility Shower Seats and Grab Bars	18

Bathroom Solutions


Range 477/801

With Range 477/801, which includes grab bars, shower seats and a wide range of accessories, you do not have to compromise. The HEWI product range allows for comprehensive design of bathrooms, which directly address the varying needs of patients and care personnel.

Good design enables and promotes the independence of users. Range 477/801 is designed for products to be used intuitively. Accessibility products support the user and thus contribute to their well-being. Shower seats, grab bars and swing-up grab bars give them a secure hold and promote their independence. Thanks to its classic round tubular design, Range 477/801 is characterized by its high degree of ergonomics and safe-to-grip support systems. The size and shape of the grab bars and swing-up grab bars are optimally suited to the hand.

The polyamide range is characterized by consistently pleasant touch and temperature. The smooth surfaced components not only look good, but also offer hygienic benefits due to their non-porous surfaces. Range 477/801 is available in the HEWI colors pure white (99), stone gray (95), anthracite gray (92), jet black (90), sand (86), umber (84) and ruby red (33).









Innovation, Engineering and Quality
Long-Lasting, Durable Products, Color



Since 1929, HEWI has produced synthetic material products in its own plant in Germany.

We are known worldwide for our smooth and durable surfaces and uniquely brilliant colors. The products made of polyamide have a non-porous surface and are therefore particularly hygienic and easy to clean. Polyamide is extremely robust and is ideally suited for public washrooms. A corrosion-proof, galvanized steel core reinforces the inside of grab bars, swing-up grab bars and shower seats increasing stability and durability.


HEWI has applied an environmentally conscience approach to manufacturing by using recycable materials and resource-saving production methods. Additionally, HEWI is ISO 14001 certified.

Easy and Secure Installation

Range 477/801 exemplifies fine German engineering and production. HEWI grab bars and rail systems are installed without visible fastening. The mounting flanges are made of corrosion resistant steel. This innovative design enables adjustments, so that the grab bar or rail system can be precisely installed. Clip-on rosettes made of high-quality polyamide conceal the flanges. Thanks to the extremely small gap, dirt cannot deposit between wall and mounted product, which further improves overall hygiene.



Grab bar showing mounting flange



Swing-up grab bar showing steel core

Functionality and Design

Grab Bars and Shower Seats



Grab bar



Shower rail

Safety and independence are important aspects of accessibility. HEWI products provide reliable, secure hold and support to users. HEWI offers more than pure functionality. For HEWI, comfort and aesthetic design are also important attributes. HEWI keeps the user in focus, while also considering care and cleaning personnel.

HEWI products have been setting new standards in the area of accessibility for decades. Product functionality is designed and developed considering the principles of Universal Design philosophies and to provide solutions to meet ADA guidelines. HEWI offers ADA-compliant shower seats and support systems, such as grab bars with optional movable shower head holders.

HEWI hinged shower seats illustrate this integrated approach. The generously sized seat design increases both comfort and safety in the shower.

HEWI shower seats are made of high-quality polyamide. The slip-resistant surface has a pleasant, warm feel and is easy to clean. The non-porous surface increases hygiene. The louvered structure enables water to quickly flow away. Continuous, corrosion proof steel cores and wall plates with integrated steel elements increase stability and give the shower seat its high weight capacity. If the seat is not needed, it can be easily folded up against the wall.

HEWI shower seats are available in various sizes and shapes to accommodate practically any shower area.



L-shaped seat

Intuitive Use

Well Thought-Through Functionality



Soap dispenser

Dispenser systems effectively increase hygiene in the bathroom. They enable consumables such as soap and paper products to be used easily, cleanly, then disposed of hygienically. Well-engineered functions products are also easy to maintain. For example, the soap dispenser container can be quickly removed for regular cleaning and refilling.

Our solutions make the products easy to understand and use. The soap dispenser, for example, can be operated with one hand. The push button for dispensing the soap is highlighted by a colored element. The lightly roughened surface of the push button also makes the functional element tactile.



The waste bin can be opened with the knee or with one hand by lightly pressing the can. This enables use by wheelchair users, as they can open the trash can on approach. Operation is particularly hygienic, as the hands do not have to be used in order to open the lid.

Reliable Grip and Support Bariatric Products





HEWI has developed products specifically for larger individuals which provide reliable grip and support in the bathroom. This range of products offers a remarkable weight capacity up to 771 lbs. These specially designed bariatric products have been reinforced to withstand extremely heavy loads.

The shower bench is available in two sizes and provides plenty of space and convenience. The shower bench has integrated rails for added support and security. We recommend use of the bench in a roll-in shower, as shower pans frequently have insufficient loading capacity.

Material

Polyamide

99 pure white

95 stone gray

92 anthracite gray

90 jet black

86 sand

84 umber

33 ruby red



Single hook

477.90US010 | 842.61.2xx page 25

477.90US030 | 842.61.4xx page 25

477.90US045 | 842.61.1xx page 25



Single hook

477.90US015 | 842.64.2xx page 25

477.90US040 | 842.64.1xx page 25



Double hook

477.90US025 | 842.62.2xx page 26



Triple hook

477.90US050 | 842.65.2xx page 25

477.90US051 | 842.65.0xx page 25

477.90US052 | 842.65.1xx page 25



Wall hook

477.90US035 | 842.63.4xx page 26



Single hook

801.90US010 | 842.61.1xx page 26



Double hook

801.90US020 | 842.62.1xx page 26



Walking aid holder

950.90US6090 | 983.35.3xx page 24



Toilet roll holder

477.21US100 | 988.80.4xx page 27



Toilet roll holder

477.21US150 | 988.80.5xx page 27



Spare roll holder

801.21US401 | one roll page 27

801.21US402 | two rolls page 27

801.21US403 | three rolls page 27



Ceiling support

801.34US020 | 988.52.8xx page 34



Bath towel bar

477.30US100 | 988.40.7xx page 31

477.30US110 | 988.40.3xx page 31

477.30US200 | 988.40.6xx page 31

477.30US210 | 988.40.2xx page 31



Towel bar

477.31US100 | 988.40.5xx page 31

477.31US110 | 988.40.1xx page 31



Shower curtain rail

801.34US100 | 988.54.4xx page 33

801.34US110 | 988.54.5xx page 33



Shower curtain rail

801.34.4S | 988.50...xx page 34



Material

Polyamide

99 pure white

95 stone gray

92 anthracite gray

90 jet black

86 sand

84 umber

33 ruby red



Grab bar **New**

950.36US1190

page 46

950.36US1390

page 46

950.36US1490

page 46

950.36US1590

page 46



Grab bar

801.36US100 | 988.61.0xx

page 46

801.36US110 | 988.58.0xx

page 46

801.36US120 | 988.61.1xx

page 46



801.36US130 | 988.61.2xx

page 46

801.36US140 | 988.61.3xx

page 46

801.36US150 | 988.61.4xx

page 46

801.36US160 | 988.61.5xx

page 46



Grab bar

801.36US200 | 988.62.1xx

page 47

801.36US210 | 988.62.2xx

page 47

801.36US220 | 988.62.3xx

page 47



Grab bar

801.36US300 | 988.82.4xx

page 48

801.36US310 | 988.82.5xx

page 48

801.36US320 | 988.82.6xx

page 48



L-shaped grab bar

801.22US100 | 988.72.1xx

page 49



L-shaped grab bar

801.22US110 | 988.72.5xx

page 49



Shower grab bar

801.35US100 | 988.65.1xx

page 50



Shower grab bar

801.35US110 | 988.65.3xx

page 51

801.35US120 | 988.65.5xx

page 51



Shower grab bar

801.35US200 | 988.68.1xx

page 52



Grab bar with shower head holder

801.33US100 | 988.66.7xx

page 53



L-shaped grab bar with shower head holder

801.33US200 | 988.67.3xx

page 53



Grab bar with shower head holder

801.35US220 | 988.68.5xx

page 54



Shower grab bar with vertical adjustable support bar and shower head holder

801.35US310 | 983.35.9xx

page 55



Visit our website
www.hewi.com
or our online catalogue to
review further product and
service information.

Accessories

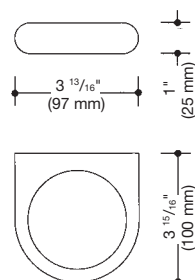


HÄFELE Item Number
HEWI Item Number

Dimensions / Specification



988.09.1xx
477.00US100

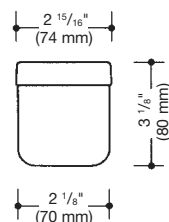


HEWI Holder

- ring-shaped wall bracket
- functions as a wall bracket for tumbler or soap dish insert
- 3 13/16" (97 mm) wide, 1" (25 mm) high and 3 15/16" (100 mm) deep, insert opening \varnothing 2 15/16" (74 mm)
- made of high-quality polyamide in the HEWI colors 99 (pure white), 95 (stone gray), 92 (anthracite gray), 90 (jet black), 86 (sand), 84 (umber) and 33 (ruby red)



988.21.4xx
477.04US020



HEWI Tumbler with flat bottom

- round tumbler with flat base
- free-standing, suitable insert for wall bracket (477.00US100)
- 3 1/8" (80 mm) high and \varnothing 2 15/16" (74 mm)
- made of high-quality polyamide in the HEWI colors 99 (pure white), 95 (stone gray), 92 (anthracite gray), 90 (jet black), 86 (sand), 84 (umber) and 33 (ruby red)

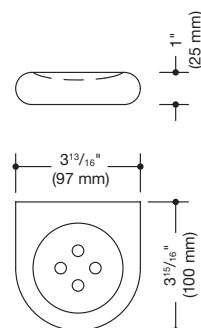
988.21.311
477.04US2005

HEWI Glass tumbler, flat bottom

- same as above, made of opaque white glass



988.05.2xx
477.02US100



HEWI Soap dish

- soap dish with nubs
- locking system to prevent unauthorised removal
- 3 13/16" (97 mm) wide, 1" (25 mm) high and 3 15/16" (100 mm) deep
- made of high-quality polyamide in the HEWI colors 99 (pure white), 95 (stone gray), 92 (anthracite gray), 90 (jet black), 86 (sand), 84 (umber) and 33 (ruby red)

Colors

99 pure white	86 sand
95 stone gray	84 umber
92 anthracite gray	33 ruby red
90 jet black	

HÄFELE Number

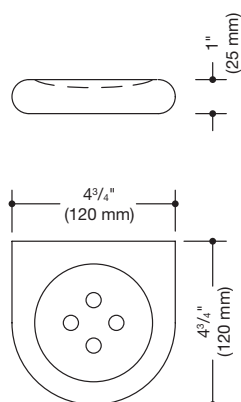
Add color number to replace xx

HEWI Number

Specify color



988.05.6xx
477.02US200

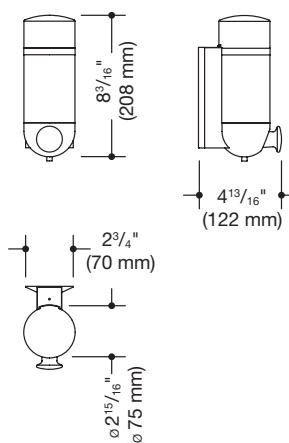


HEWI Soap dish

- soap dish with nubs
- locking system to prevent unauthorised removal
- 4 3/4" (120 mm) wide, 1" (25 mm) high and 4 3/4" (120 mm) deep
- made of high-quality polyamide in the HEWI colors 99 (pure white), 95 (stone gray), 92 (anthracite gray), 90 (jet black), 86 (sand), 84 (umber) and 33 (ruby red)



988.03.3xx
477.06US1005



HEWI Soap dispenser

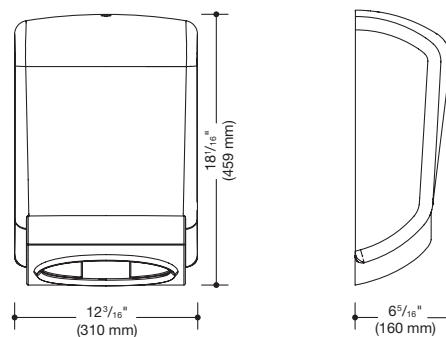
- cylindrical container in ringshaped wall-mounted holder
- soap dosage control by means of push-button on front
- allows one-hand operation
- concealed screw fitting to prevent unauthorised removal
- lockable container lid
- with wall-mounted base to conceal drill holes
- 2 3/4" (70 mm) wide, 8 3/16" (208 mm) high, 4 13/16" (122 mm) deep, container \varnothing 2 15/16" (75 mm)
- capacity 16,9 fl oz (500 ml)
- wall-mounted base and holder made of high-quality polyamide in the HEWI colors 99 (pure white), 95 (stone gray), 92 (anthracite gray), 90 (jet black), 86 (sand), 84 (umber) and 33 (ruby red)
- push-button in HEWI color 92 (anthracite gray)
- container and lid made of opaque white transparent synthetic material
- not suitable for disinfectant!

HÄFELE Item Number
HEWI Item Number

Dimensions / Specification



988.90.5xx
477.06US6005

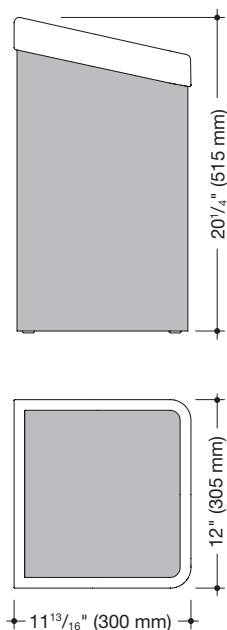


HEWI Paper towel dispenser

- rectangular container with edged access aperture
- for accommodating standard paper towels, max. no. approx. 450 pieces
- user-friendly access aperture
- easy to fill and lockable, for wall mounting
- 12 3/16" (310 mm) wide, 18 1/16" (459 mm) high, 6 5/16" (160 mm) deep
- container made of high-quality white-translucent polyamide
- access aperture edging made of high-quality polyamide in the HEWI 99 (pure white), 95 (stone gray), 92 (anthracite gray), 90 (jet black), 86 (sand), 84 (umber) and 33 (ruby red)



988.99.1xx
988.99.2xx
477.05US211
477.05US212



HEWI Paper towel basket

- rectangular container made of perforated plate with a polyamide top
- removable top holds and covers waste bags
- free-standing or wall-mounted
- 12" (305 mm) wide, 20 1/4" (515 mm) high and 11 13/16" (300 mm) deep
- top made of high-quality polyamide in the HEWI colors 99 (pure white), 95 (stone gray), 92 (anthracite gray), 90 (jet black), 86 (sand), 84 (umber) and 33 (ruby red)
- black container
- white container

Colors

99 pure white	86 sand
95 stone gray	84 umber
92 anthracite gray	33 ruby red
90 jet black	

HÄFELE Number

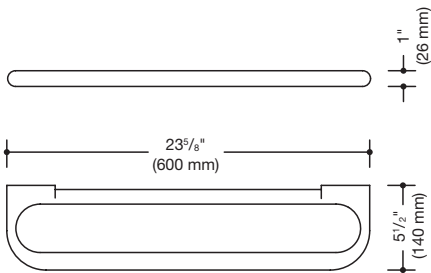
Add color number to replace xx

HEWI Number

Specify color

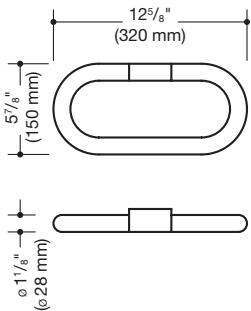
HÄFELE Item Number
HEWI Item Number

Dimensions / Specification



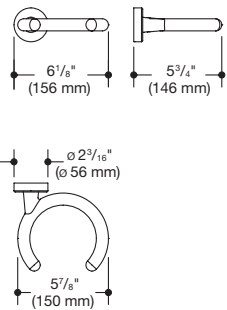
HEWI Shelf

- shelf with raised edge
- locking system to prevent unauthorised removal
- 23 5/8" (600 mm) wide, 1" (26 mm) high and 5 1/2" (140 mm) deep
- made of high-quality polyamide in the HEWI colors 99 (pure white), 95 (stone gray), 86 (sand), 84 (umber) and 33 (ruby red)



HEWI Towel ring

- elongated ring
- ring pivots locking at approx. 30°
- 12 5/8" (320 mm) wide and 5 7/8" (150 mm) high
- made of high-quality polyamide in the HEWI colors 99 (pure white), 95 (stone gray), 92 (anthracite gray), 90 (jet black), 86 (sand), 84 (umber) and 33 (ruby red)



HEWI Walking aid holder

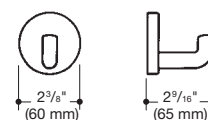
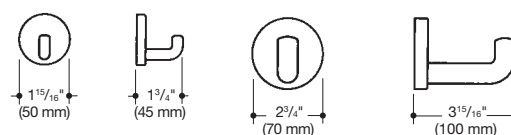
- functions as a repository for walking aids (USA)
- hidden screw fastening
- can be used right/left
- outer \varnothing 5 7/8" (150 mm), 5 3/4" (146 mm) deep and rose \varnothing 2 3/16" (56 mm)
- made of high-quality polyamide in the HEWI colors 99 (pure white), 95 (stone gray), 92 (anthracite gray), 90 (jet black), 86 (sand), 84 (umber) and 33 (ruby red)

HÄFELE Item Number
HEWI Item Number

Dimensions / Specification



842.61.2xx
842.61.4xx
842.61.3xx
477.90US010
477.90US030
477.90US045



HEWI Single hook

- curved right-angle, cylindrical robe hook with fixing rose
- for hanging up clothing and other items
- theft-protected with hidden screw fastening
- made of high-quality polyamide in the HEWI colors
 - 99 (pure white), 95 (stone gray), 92 (anthracite gray),
 - 90 (jet black), 86 (sand), 84 (umber) and 33 (ruby red)
- 1 3/4" (45 mm) deep, rose \varnothing 1 15/16" (50 mm)
- 3 15/16" (100 mm) deep, rose \varnothing 2 3/4" (70 mm)
- 2 9/16" (65 mm) deep, rose \varnothing 2 3/8" (60 mm)



842.64.2xx
842.64.1xx
477.90US015
477.90US040



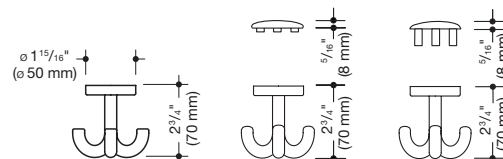
HEWI Single hook

- semicircular curved, cylindrical robe hook
- can be screwed in from below
- for hanging up clothing and other items
- theft-protected with hidden screw fastening
- made of high-quality polyamide in the HEWI colors
 - 99 (pure white), 95 (stone gray), 92 (anthracite gray),
 - 90 (jet black), 86 (sand), 84 (umber) and 33 (ruby red)
- 1 15/16" (50 mm) high, rose \varnothing 1 15/16" (50 mm)
- 1 9/16" (40 mm) high, rose \varnothing 1 9/16" (40 mm)



842.65.2xx
477.90US050

842.65.0xx
842.65.1xx
477.90US051
477.90US052



HEWI Triple hook

- rotating robe hook can be screwed in from below
- for hanging up clothing and other items
- 2 3/4" (70 mm) high, rose \varnothing 1 15/16" (50 mm)
- made of high-quality polyamide in the HEWI colors
 - 99 (pure white), 95 (stone gray), 92 (anthracite gray),
 - 90 (jet black), 86 (sand), 84 (umber) and 33 (ruby red)
- for boards up to 15 mm thickness
- for boards over 15 mm thickness

Colors

99 pure white	86 sand
95 stone gray	84 umber
92 anthracite gray	33 ruby red
90 jet black	

HÄFELE Number

Add color number to replace xx

HEWI Number

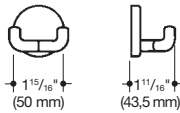
Specify color

HÄFELE Item Number
HEWI Item Number

Dimensions / Specification



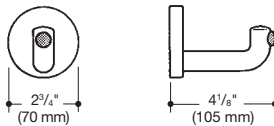
842.62.2xx
477.90US025



- HEWI Double hook**
- double robe hook with fixing rose
 - or hanging up clothing and other items
 - Rose \varnothing 1 15/16" (50 mm)
 - 1 11/16" (43.5 mm) deep
 - made of high-quality polyamide in the HEWI colors
99 (pure white), 95 (stone gray), 92 (anthracite gray),
90 (jet black), 86 (sand), 84 (umber) and 33 (ruby red)



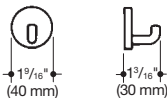
842.63.4xx
477.90US035



- HEWI Wall hook**
- curved right-angle, cylindrical robe hook with fixing rose and black door bumper
 - for hanging up clothing and other items
 - theft-protected with hidden screw fastening
 - 4 1/8" (105 mm) deep, rose \varnothing 2 3/4" (70 mm)
 - made of high-quality polyamide in the HEWI colors
99 (pure white), 95 (stone gray), 92 (anthracite gray),
90 (jet black), 86 (sand), 84 (umber) and 33 (ruby red)



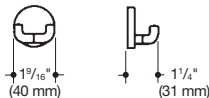
842.61.1xx
801.90US010



- HEWI Single hook**
- curved right-angle, cylindrical robe hook with fixing rose
 - for hanging up clothing and other items
 - theft-protected with hidden screw fastening
 - 1 3/16" (30 mm) deep, rose \varnothing 1 9/16" (40 mm)
 - made of high-quality polyamide in the HEWI colors
99 (pure white), 95 (stone gray), 92 (anthracite gray),
90 (jet black), 86 (sand), 84 (umber) and 33 (ruby red)



842.62.1xx
801.90US020



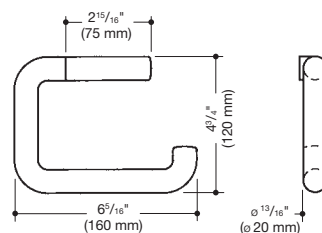
- HEWI Double hook**
- double robe hook with fixing rose
 - for hanging up clothing and other items
 - theft-protected with hidden screw fastening
 - 1 1/4" (31 mm) deep, rose \varnothing 1 9/16" (40 mm)
 - made of high-quality polyamide in the HEWI colors
99 (pure white), 95 (stone gray), 92 (anthracite gray),
90 (jet black), 86 (sand), 84 (umber) and 33 (ruby red)

HÄFELE Item Number
HEWI Item Number

Dimensions / Specification



988.80.4xx
477.21US100

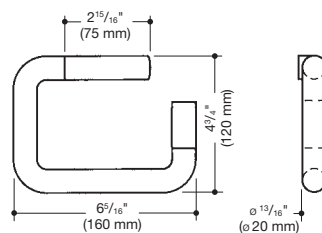


HEWI Toilet roll holder

- right-angled U-shaped holder
- concealed fitting to prevent unauthorised removal
- 6 5/16" (160 mm) wide, 4 3/4" (120 mm) high, ø 13/16" (20 mm)
- made of high-quality polyamide in the HEWI colors 99 (pure white), 95 (stone gray), 92 (anthracite gray), 90 (jet black), 86 (sand), 84 (umber) and 33 (ruby red)



988.80.5xx
477.21US150

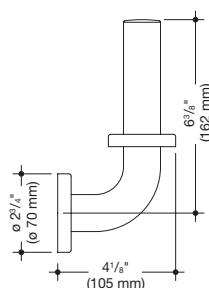


HEWI Toilet roll holder

- right-angled U-shaped holder
- retaining element to prevent unauthorised removal of toilet roll
- concealed fitting to prevent unauthorised removal of holder
- 6 5/16" (160 mm) wide, 4 3/4" (120 mm) high, ø 13/16" (20 mm)
- made of high-quality polyamide in the HEWI colors 99 (pure white), 95 (stone gray), 92 (anthracite gray), 90 (jet black), 86 (sand), 84 (umber) and 33 (ruby red)
- inclusive key for unlocking the anti-theft feature



983.35.0xx
801.21US401



HEWI Spare roll holder

- right-angled holder pointing upwards with rose fixing
- can hold one spare toilet roll
- anti-theft protection through concealed screw fixing
- 6 3/8" (162 mm) high and 4 1/8" (105 mm) deep, rose ø 2 3/4" (70 mm)
- made of high-quality polyamide in the HEWI colors 99 (pure white), 95 (stone gray), 92 (anthracite gray), 90 (jet black), 86 (sand), 84 (umber) and 33 (ruby red)
- same as above, for two toilet rolls, 10 15/16" (262 mm) high
- same as above, for three toilet rolls, 14 1/4" (362 mm) high

Colors

99 pure white	86 sand
95 stone gray	84 umber
92 anthracite gray	33 ruby red
90 jet black	

HÄFELE Number

Add color number to replace xx

HEWI Number

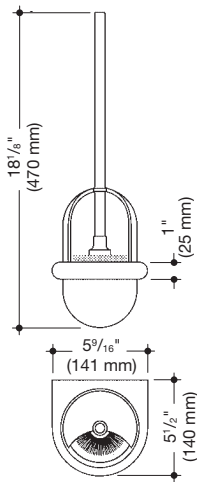
Specify color

HÄFELE Item Number
HEWI Item Number

Dimensions / Specification



988.81.2xx
477.20US100

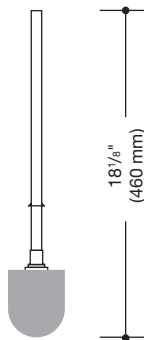


HEWI Toilet brush unit

- brush handle with easily replaceable brush head by bayonet fixing
- brush head made of black polyamide
- brush container with round bottom and spherical semi-open top in ringshaped holder
- upper part free rotating
- container is removable, but can also be fitted to prevent unauthorised removal
- concealed fitting to prevent unauthorised removal of holder
- 5 9/16" (141 mm) wide, 18 1/8" (470 mm) high and 5 1/2" (140 mm) deep
- made of high-quality polyamide in the HEWI colors 99 (pure white), 95 (stone gray), 92 (anthracite gray), 90 (jet black), 86 (sand), 84 (umber) and 33 (ruby red)



988.81.9xx
477.20US010



HEWI Toilet brush

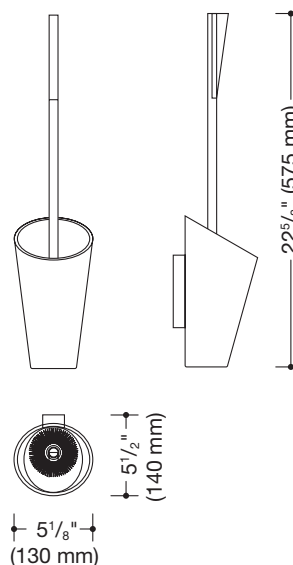
- brush handle with easily replaceable brush head by bayonet fixing
- brush head made of black polyamide
- 18 1/8" (460 mm) long
- made of high-quality polyamide in the HEWI colors 99 (pure white), 95 (stone gray), 92 (anthracite gray), 90 (jet black), 86 (sand), 84 (umber) and 33 (ruby red)

HÄFELE Item Number
HEWI Item Number

Dimensions / Specification



988.81.8xx
801.20US100




HEWI Toilet brush unit

- long brush grip with ergonomic handle and brush head made from black synthetic material
- cone-shaped tapered container with large insertion opening
- replace the brush head using the bayonet fixing
- when inserted into the container the brush is automatically centered and stands upright independently
- inner reservoir in the container for disinfectant intake
- container is removable
- for wall-mounting
- 22 5/8" (575 mm) high, 5 1/8" (130 mm) wide and 5 1/2" (140 mm) deep
- made of high-quality polyamide in the HEWI colors 99 (pure white), 95 (stone gray), 92 (anthracite gray), 90 (jet black), 86 (sand), 84 (umber) and 33 (ruby red)



988.82.0xx
801.20US010



HEWI Toilet brush

- long brush grip with ergonomic handle and brush head made from black synthetic material
- replace the brush head using the bayonet fixing
- 21 1/4" (540 mm) long, handle 5 1/2" (140 mm) long
- made of high-quality polyamide in the HEWI colors 99 (pure white), 95 (stone gray), 92 (anthracite gray), 90 (jet black), 86 (sand), 84 (umber) and 33 (ruby red)

Colors

99 pure white	86 sand
95 stone gray	84 umber
92 anthracite gray	33 ruby red
90 jet black	

HÄFELE Number

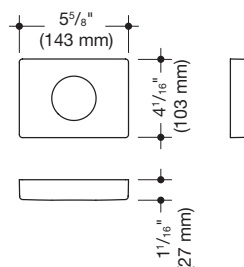
Add color number to replace xx

HEWI Number

Specify color



983.11.8xx
477.06US750

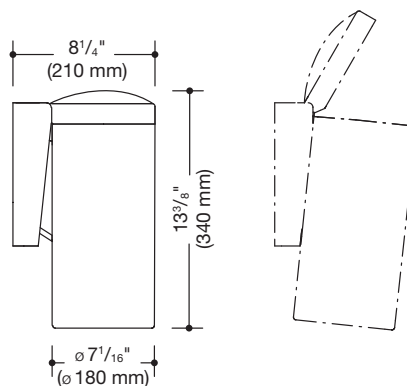


HEWI Hygiene bag dispenser

- holds and dispenses proprietary hygiene bags made of synthetic material
- for wall mounting
- 5 5/8" (143 mm) wide, 4 1/16" (103 mm) high and 1 1/16" (27 mm) deep
- made of high-quality polyamide in the HEWI colors 99 (pure white), 95 (stone gray), 92 (anthracite gray), 90 (jet black), 86 (sand), 84 (umber) and 33 (ruby red)
- including non-corrosive HEWI fixing material



988.99.0xx
477.05US300



HEWI Waste bin

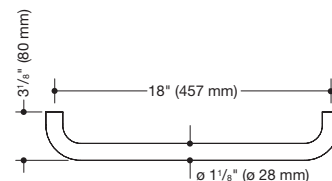
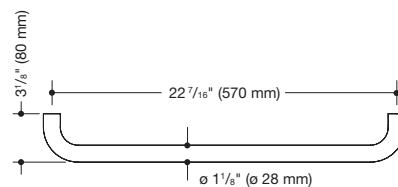
- cylindrical container with hinged lid
- removable waste container for easy cleaning, capacity approx. 6 litres
- lid opens by applying slight pressure to container with the knee or hand
- integrated compartment for standard hygienic bags
- only suitable for wall mounting
- 13 3/8" (340 mm) high, 8 1/4" (210 mm) deep and ø 7 1/16" (180 mm)
- made of high-quality polyamide in the HEWI colors 99 (pure white), 95 (stone gray), 92 (anthracite gray), 90 (jet black), 86 (sand), 84 (umber) and 33 (ruby red)

HÄFELE Item Number
HEWI Item Number

Dimensions / Specification

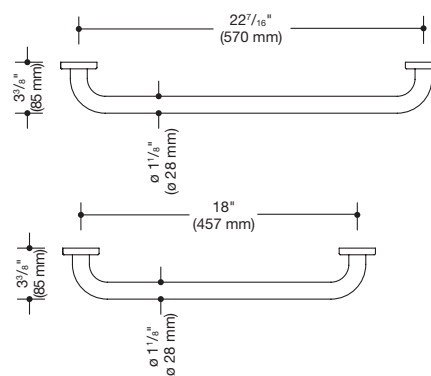


988.40.3xx
988.40.2xx
477.30US110
477.30US210



HEWI Bath towel bar

- rail with right-angled ends
- 3 1/8" (80 mm) deep, \varnothing 1 1/8" (28 mm)
- made of high-quality polyamide in the HEWI colors
99 (pure white), 95 (stone gray), 92 (anthracite gray),
90 (jet black), 86 (sand), 84 (umber) and 33 (ruby red)
- c to c 22 7/16" (570 mm)
- c to c 18" (457 mm)



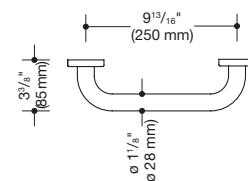
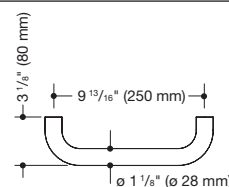
HEWI Bath towel bar

- same as above, with roses, 3 3/8" (85 mm) deep
- c to c 22 7/16" (570 mm)
- c to c 18" (457 mm)

988.40.7xx
988.40.6xx
477.30US100
477.30US200



988.40.1xx
477.31US110



HEWI Towel bar

- bar with right-angled ends
- for wall mounting
- with non-corrosive HEWI fixing material
- 9 13/16" (250 mm) wide (centre to centre), 3 1/8" (80 mm) deep and \varnothing 1 1/8" (28 mm)
- made of high-quality polyamide in the HEWI colors
99 (pure white), 95 (stone gray), 92 (anthracite gray),
90 (jet black), 86 (sand), 84 (umber) and 33 (ruby red)

HEWI Towel bar

- same as above, with roses, 3 3/8" (85 mm) deep

988.40.5xx
477.31US100

Colors

99 pure white	86 sand
95 stone gray	84 umber
92 anthracite gray	33 ruby red
90 jet black	

HÄFELE Number

Add color number to replace xx

HEWI Number

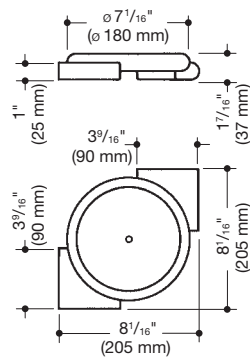
Specify color

HÄFELE Item Number
HEWI Item Number

Dimensions / Specification



988.26.9xx
477.32US100

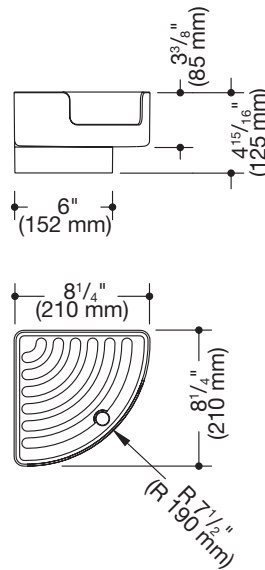


HEWI Corner shelf

- round dish with drain hole, fitted between two holders either at right angles or parallel to one another
- lockable to prevent unauthorised removal
- for mounting on walls or in corners (80° - 135°)
- $8\frac{1}{16}"$ (205 mm) wide, $8\frac{1}{16}"$ (205 mm) deep and $1\frac{1}{16}"$ (37 mm) high
- shelf area $\phi 5\frac{7}{8}"$ (150 mm)
- holders $3\frac{9}{16}"$ (90 mm) wide and deep
- made of high-quality polyamide in the HEWI colors 99 (pure white), 95 (stone gray), 92 (anthracite gray), 90 (jet black), 86 (sand), 84 (umber) and 33 (ruby red)



983.11.9xx
802.03US220

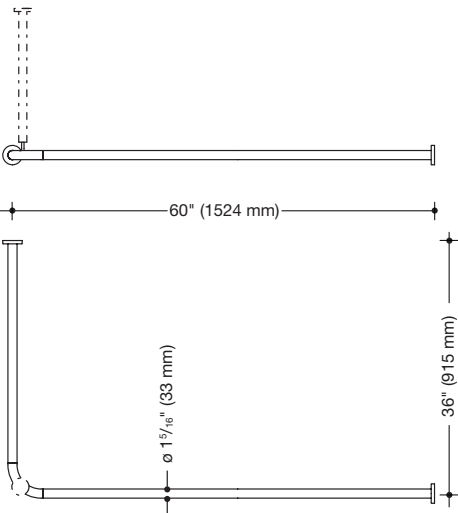
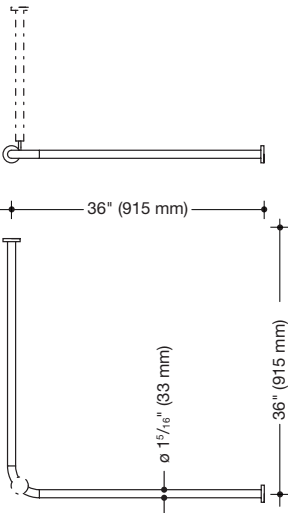


HEWI Corner shelf

- rectangular with a quadrant-shaped shelf with high side walls and water drainage
- for storing accessories
- slots on the front
- loading capacity 6.61 lbs (3 kg)
- bottom with drainage inclination and non-slip profile
- for wall-mounting
- side lengths $8\frac{1}{4}"$ (210 mm), $4\frac{15}{16}"$ (125 mm) high
- made of high-quality polyamide in the HEWI colors 99 (pure white), 95 (stone gray), 92 (anthracite gray), 90 (jet black), 86 (sand), 84 (umber) and 33 (ruby red)
- highly polished chrome wall bracket

HÄFELE Item Number
HEWI Item Number

Dimensions / Specification



988.54.4xx
988.54.5xx
801.34US100
801.34US110

HEWI Shower curtain rail

- horizontal bars joined to form a right angle and fitted with curtain rings and rose fixings
- with aluminum core
- mounting to wall and ceiling with roses, ceiling support required
- rail \varnothing 1 5/16" (33 mm), rose \varnothing 2 3/4" (70 mm)
- length at ends can be shortened on site to 8 11/16" (220 mm)
- made of high-quality polyamide in the HEWI colors
99 (pure white), 95 (stone gray), 92 (anthracite gray),
90 (jet black), 86 (sand), 84 (umber) and 33 (ruby red)
- c to c 36" x 36" (915 x 915 mm), with 20 curtain rings
- c to c 60" x 36" (1524 x 915 mm), with 24 curtain rings

HEWI Ceiling support to be ordered separately page 36

Colors

99 pure white	86 sand
95 stone gray	84 umber
92 anthracite gray	33 ruby red
90 jet black	

HÄFELE Number

Add color number to replace xx

HEWI Number

Specify color

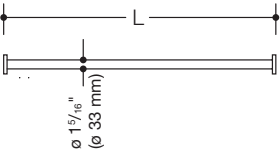
HÄFELE Item Number
HEWI Item Number

Dimensions / Specification



New 801.34.4S

988.50.1xx
988.50.2xx
988.50.3xx
988.50.4xx



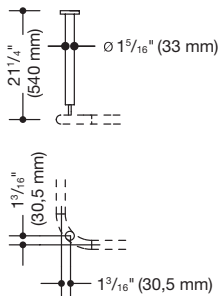
HEWI Shower curtain rail

- rail with curtain rings and rose fixings
- with aluminum core
- can be shortened on site
- rail \varnothing 1 5/16" (33 mm), roses \varnothing 2 3/4" (70 mm)
- made of high-quality polyamide in the HEWI colors
99 (pure white), 95 (stone gray), 92 (anthracite gray),
90 (jet black), 86 (sand), 84 (umber) and 33 (ruby red)

- length L = 19 11/16" (500 mm)
- length L = 39 3/8" (1000 mm)
- length L = 59 1/16" (1500 mm)
- length L = 78 3/4" (2000 mm)



988.52.8xx
801.34US020



HEWI Ceiling support

- bar with rose fixing
- with aluminum core
- axis curtain rail - ceiling: 2 1/4" (540 mm)
- length adjustable by 3/8" (10 mm) and can be shortened at
rose by max. 3 15/16" (100 mm)
- rail \varnothing 1 5/16" (33 mm), rose \varnothing 2 3/4" (70 mm)
- fixing material included in delivery
- made of high-quality polyamide in the HEWI colors
99 (pure white), 95 (stone gray), 92 (anthracite gray),
90 (jet black), 86 (sand), 84 (umber) and 33 (ruby red)

Colors

- | | |
|--------------------|-------------|
| 99 pure white | 86 sand |
| 95 stone gray | 84 umber |
| 92 anthracite gray | 33 ruby red |
| 90 jet black | |

HÄFELE Number

Add color number to eplace xx

HEWI Number

Specify color

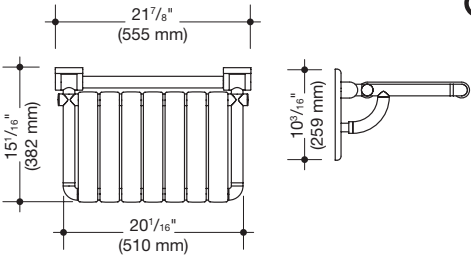


HÄFELE Item Number
HEWI Item Number

Dimensions / Specification



980.20.0xx
801.51US440

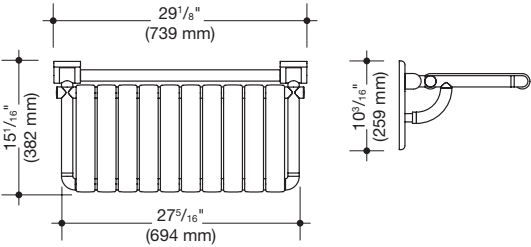


HEWI Rectangular folding shower seat

- construction of rails and seat elements
- can be folded up
- with corrosion resistant steel core
- wall plate made of polyamide with integrated steel core
- includes fixing material for mounting to cavity walls with wood backlining of two 2" x 16" laminate or hardwood boards connected with a 1/2" x 16" plywood board
- concealed fixing
- seat elements 2 3/16" (55 mm) wide
- loading capacity 450 lbs (204 kg)
- made of high-quality polyamide in the HEWI colors 99 (pure white), 95 (stone gray), 92 (anthracite gray), 90 (jet black), 86 (sand), 84 (umber) and 33 (ruby red)
- meets the requirements of 2010 ADA standards and ICC/ANSI A117.1-2009



980.20.1xx
801.51US450



HEWI Rectangular folding shower seat

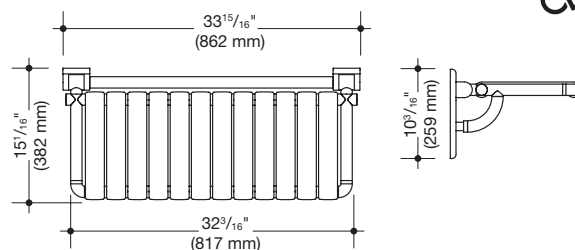
- construction of rails and seat elements
- can be folded up
- with corrosion resistant steel core
- wall plate made of polyamide with integrated steel core
- includes fixing material for mounting to cavity walls with wood backlining of two 2" x 16" laminate or hardwood boards connected with a 1/2" x 16" plywood board
- concealed fixing
- seat elements 2 3/16" (55 mm) wide
- loading capacity 450 lbs (204 kg)
- made of high-quality polyamide in the HEWI colors 99 (pure white), 95 (stone gray), 92 (anthracite gray), 90 (jet black), 86 (sand), 84 (umber) and 33 (ruby red)
- meets the requirements of 2010 ADA standards and ICC/ANSI A117.1-2009

HÄFELE Item Number
HEWI Item Number

Dimensions / Specification



980.20.2xx
801.51US460

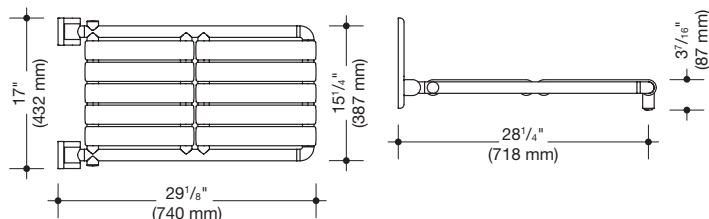


HEWI Rectangular folding shower seat

- construction of rails and seat elements
- can be folded up
- with corrosion resistant steel core
- wall plate made of polyamide with integrated steel core
- includes fixing material for mounting to cavity walls with wood backlining of two 2" x 16" laminate or hardwood boards connected with a 1/2" x 16" plywood board
- concealed fixing
- seat elements 2 3/16" (55 mm) wide
- loading capacity 450 lbs (204 kg)
- made of high-quality polyamide in the HEWI colors 99 (pure white), 95 (stone gray), 92 (anthracite gray), 90 (jet black), 86 (sand), 84 (umber) and 33 (ruby red)
- meets the requirements of 2010 ADA standards and ICC/ANSI A117.1-2009



980.20.7xx
801.51US520



HEWI Folding bathtub seat

- construction of rails and seat elements
- can be folded up
- with corrosion resistant steel core
- wall plate made of polyamide with integrated steel core
- includes fixing material for mounting to cavity walls with wood backlining of two 2" x 16" laminate or hardwood boards connected with a 1/2" x 16" plywood board
- concealed fixing
- seat elements 2 3/16" (55 mm) wide
- load capacity 450 lbs (204 kg)
- made of high-quality polyamide in the HEWI colors 99 (pure white), 95 (stone gray), 92 (anthracite gray), 90 (jet black), 86 (sand), 84 (umber) and 33 (ruby red)
- meets the requirements of 2010 ADA standards and ICC/ANSI A117.1-2009

Colors

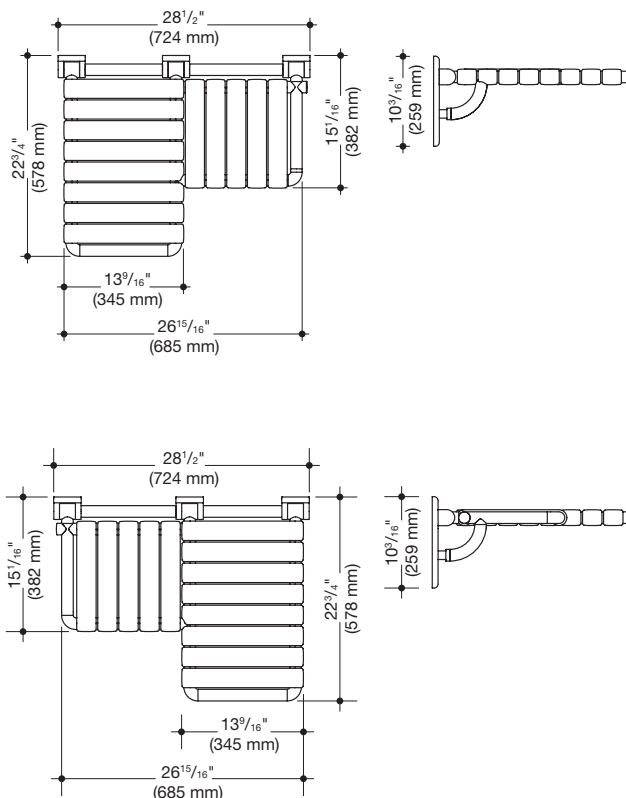
99 pure white	86 sand
95 stone gray	84 umber
92 anthracite gray	33 ruby red
90 jet black	

HÄFELE Number

Add color number to replace xx

HEWI Number

Specify color



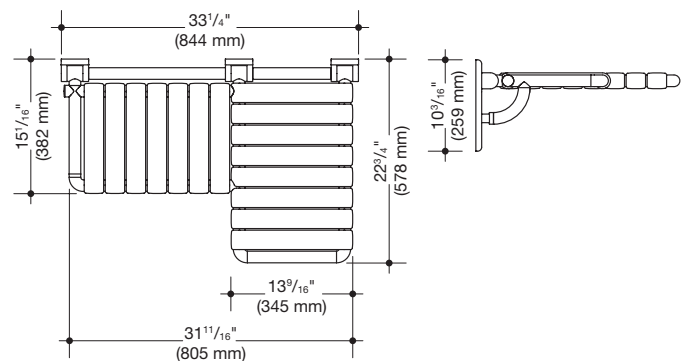
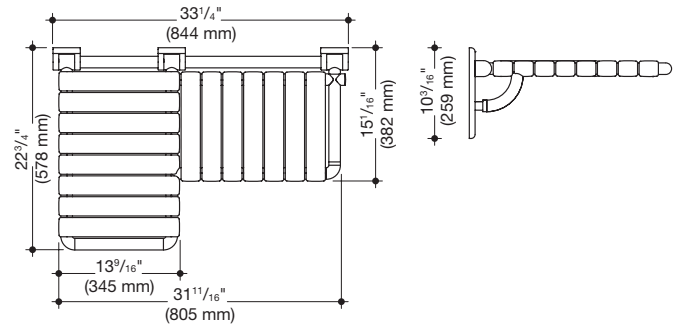
HEWI L-shaped shower seat

- construction of rails and seat elements
- can be folded up
- with corrosion resistant steel core
- wall plate made of polyamide with integrated steel core
- includes fixing material for mounting to cavity walls with wood backlining of two 2" x 16" laminate or hardwood boards connected with a 1/2" x 16" plywood board
- concealed fixing
- seat elements 2 3/16" (55 mm) wide
- maximum loading capacity 450 lbs (204 kg)
- made of high-quality polyamide in the HEWI colors 99 (pure white), 95 (stone gray), 92 (anthracite gray), 90 (jet black), 86 (sand), 84 (umber) and 33 (ruby red)
- meets the requirements of 2010 ADA standards and ICC/ANSI A117.1-2009
- protruding seat element left
- protruding seat element right

980.20.3xx
980.20.4xx
801.51US320L
801.51US320R

HÄFELE Item Number
HEWI Item Number

Dimensions / Specification



HEWI L-shaped shower seat

- construction of rails and seat elements
- can be folded up
- with corrosion resistant steel core
- wall plate made of polyamide with integrated steel core
- includes fixing material for mounting to cavity walls with wood backlining of two 2" x 16" laminate or hardwood boards connected with a 1/2" x 16" plywood board
- concealed fixing
- seat elements 2 3/16" (55 mm) wide
- maximum loading capacity 450 lbs (204 kg)
- made of high-quality polyamide in the HEWI colors 99 (pure white), 95 (stone gray), 92 (anthracite gray), 90 (jet black), 86 (sand), 84 (umber) and 33 (ruby red)
- meets the requirements of 2010 ADA standards and ICC/ANSI A117.1-2009
- protruding seat element left
- protruding seat element right

980.20.5xx
980.20.6xx
801.51US330L
801.51US330R

Colors

99 pure white	86 sand
95 stone gray	84 umber
92 anthracite gray	33 ruby red
90 jet black	

HÄFELE Number

Add color number to replace xx

HEWI Number

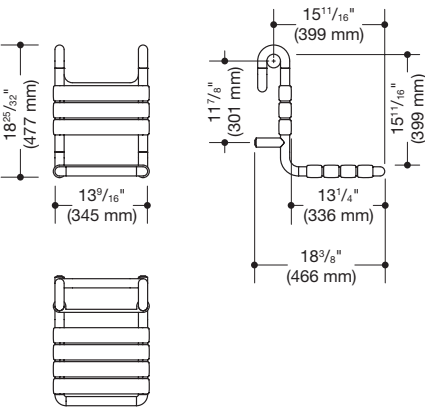
Specify color

HÄFELE Item Number
HEWI Item Number

Dimensions / Specification



988.76.3xx
801.51US100

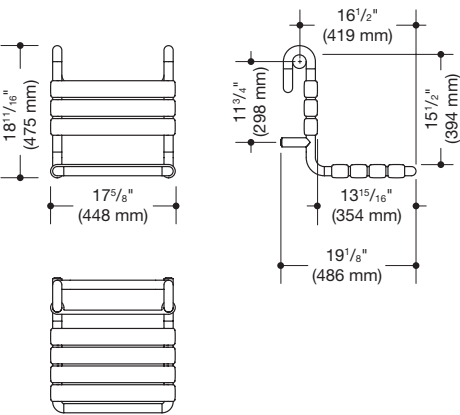


HEWI Removable hanging seat

- frame with polyamide seat and back rest slats
- for hanging from shower grab rails or support rails with bars 2 3/4" (33 mm)
- with corrosion resistant steel core
- maximum loading capacity 150 kg
- 13 9/16" (345 mm) wide, 18 3/4" (477 mm) high, 18 3/8" (466 mm) deep
- seat 13 9/16" (345 mm) wide, 13 1/4" (336 mm) deep
- seat and back rest slats 2 3/16" (55 mm) wide
- made of high-quality polyamide in HEWI colors
99 (pure white), 95 (stone gray), 92 (anthracite gray),
90 (jet black), 86 (sand), 84 (umber) and 33 (ruby red)



988.76.4xx
801.51US110



HEWI Removable hanging seat

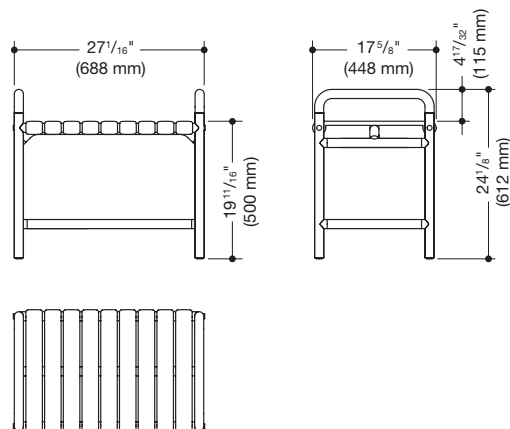
- frame with polyamide seat and back rest slats
- for hanging from shower grab rails or support rails with bars 2 3/4" (33 mm)
- with corrosion resistant steel core
- maximum loading capacity 150 kg
- seat 17 5/8" (448 mm) wide, 18 11/16" (475 mm) high, 19 1/8" (486 mm) deep
- seat 17 5/8" (448 mm) wide, 13 15/16" (354 mm) deep
- seat and back rest slats 2 3/16" (55 mm) wide
- made of high-quality polyamide in HEWI colors
99 (pure white), 95 (stone gray), 92 (anthracite gray),
90 (jet black), 86 (sand), 84 (umber) and 33 (ruby red)

HÄFELE Item Number
HEWI Item Number

Dimensions / Specification



988.76.1xx
801.51US8400

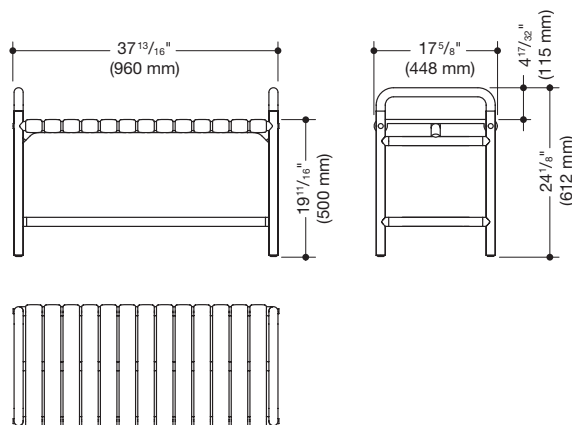


HEWI Shower bench

- suitable for use in the shower
- made of rail system ø 33 mm, with continuous, corrosion resistant steel core
- with additional, side support rails
- 27 1/16" (688 mm) wide, 17 5/8" (448 mm) deep, seat elements 2 3/16" (55 mm) wide
- seat height 19 11/16" (500 mm), total height 24 1/8" (612 mm)
- made of high-quality polyamide in the HEWI colors 99 (pure white), 95 (stone gray), 92 (anthracite gray), 90 (jet black), 86 (sand), 84 (umber) and 33 (ruby red)
- loading capacity 771.6 lbs (350 kg)



988.76.2xx
801.51US8410



HEWI Shower bench

- suitable for use in the shower
- made of rail system ø 33 mm, with continuous, corrosion resistant steel core
- with additional, side support rails
- 37 13/16" (960 mm) wide, 17 5/8" (448 mm) deep, seat elements 2 3/16" (55 mm) wide
- seat height 19 11/16" (500 mm), total height 24 1/8" (612 mm)
- made of high-quality polyamide in the HEWI colors 99 (pure white), 95 (stone gray), 92 (anthracite gray), 90 (jet black), 86 (sand), 84 (umber) and 33 (ruby red)
- loading capacity 771.6 lbs (350 kg)

Colors

- | | |
|--------------------|-------------|
| 99 pure white | 86 sand |
| 95 stone gray | 84 umber |
| 92 anthracite gray | 33 ruby red |
| 90 jet black | |

HÄFELE Number

Add color number to replace xx

HEWI Number


Specify color

Support

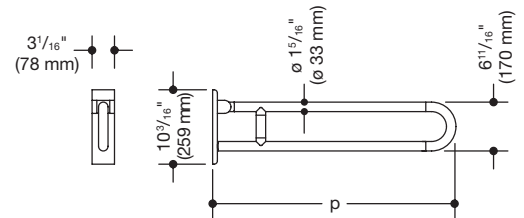


HÄFELE Item Number
HEWI Item Number

Dimensions / Specification



988.91.6xx
988.91.7xx
988.79.3xx
988.91.8xx
983.36.0xx
801.50US100
801.50US110
801.50US120
801.50US130
801.50US140



HEWI Swing-up grab bar, rotatable

- two parallel bars running one above the other joined by a connecting bend
- for holding onto and as a support
- load capacity up to 220.5 lbs (100 kg)
- with corrosion resistant steel core and wall mounting plate made of polyamide with integrated steel core
- can be folded upwards and, with friction device, downwards
- a turn to left or right locks support in vertical position
- wall mounting with wall-specific HEWI fixing material
- concealed fastening
- 10 3/16" (259 mm) high and 3 1/16" (78 mm) wide, rail ø 1 5/16 (33 mm)
- made of high-quality polyamide in the HEWI colors 99 (pure white), 95 (stone gray), 92 (anthracite gray), 90 (jet black), 86 (sand), 84 (umber) and 33 (ruby red)
- upgrade kit toilet roll holder 801.50US010 for retrofitting
- CE marking: medical device 1 as per directive 93/42/ EWG

Projection p

- 23 5/8" (600 mm)
- 27 9/16" (700 mm)
- 33 7/16" (850 mm)
- 35 7/16" (900 mm)
- 29 1/2" (750 mm)

Colors

99 pure white	86 sand
95 stone gray	84 umber
92 anthracite gray	33 ruby red
90 jet black	

HÄFELE Number


Add color number to replace xx

HEWI Number

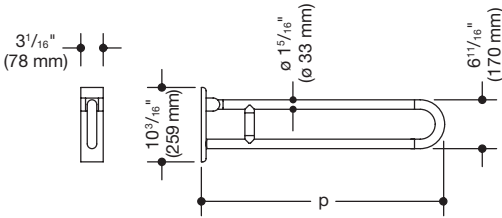
Specify color

HÄFELE Item Number
HEWI Item Number

Dimensions / Specification



983.35.4xx
983.35.5xx
983.35.6xx
983.35.7xx
983.35.8xx
801.50US200
801.50US210
801.50US220
801.50US230
801.50US240



HEWI Swing-up grab bar

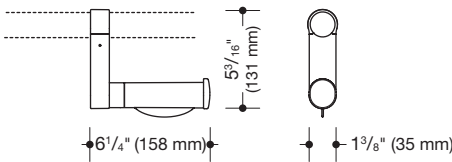
- two parallel bars running one above the other joined by a connecting bend
- for holding onto and as a support
- load capacity up to 220.5 lbs (100 kg)
- with corrosion resistant steel core and wall mounting plate made of polyamide with integrated steel core
- can be folded upwards and, with friction device, downwards
- wall mounting with wall-specific HEWI fixing material
- concealed fastening
- 10 3/16" (259 mm) high and 3 1/16" (78 mm) wide, rail ø 1 5/16 (33 mm)
- made of high-quality polyamide in the HEWI colors 99 (pure white), 95 (stone gray), 92 (anthracite gray), 90 (jet black), 86 (sand), 84 (umber) and 33 (ruby red)
- upgrade kit toilet roll holder 801.50US010 for retrofitting
- CE marking: medical device 1 as per directive 93/42/ EWG

Projection p

- 23 5/8" (600 mm)
- 27 9/16" (700 mm)
- 33 7/16" (850 mm)
- 35 7/16" (900 mm)
- 29 1/2" (750 mm)



988.79.2xx
801.50US010



HEWI Upgrade kit toilet roll holder

- right angle-shaped toilet roll holder
- for simple installation and for retrofitting with HEWI rail system ø 1 5/16" (33 mm) and hinged support rail range 801
- with integrated hard friction/rotation control to accommodate standard toilet rolls
- 1 3/8" (35 mm) wide, 5 3/16" (131 mm) high, 6 1/4" (158 mm) deep
- made of high-quality polyamide in the HEWI colors 99 (pure white), 95 (stone gray), 92 (anthracite gray), 90 (jet black), 86 (sand), 84 (umber) and 33 (ruby red)

Colors

- | | |
|--------------------|-------------|
| 99 pure white | 86 sand |
| 95 stone gray | 84 umber |
| 92 anthracite gray | 33 ruby red |
| 90 jet black | |

HÄFELE Number

Add color number to replace xx

HEWI Number

Specify color

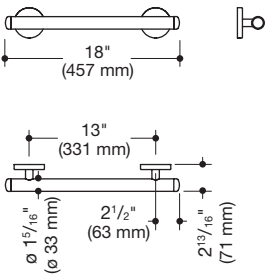


HÄFELE Item Number
HEWI Item Number

Dimensions / Specification



New 950.36US1190
New 950.36US1390
New 950.36US1490
New 950.36US1590



HEWI Grab bar

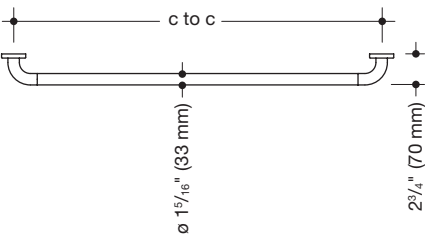
- straight rail with supports straight to the wall and roses
- with corrosion-protected steel core throughout
- 2 13/16" (71 mm) deep, \varnothing 1 5/16" (33 mm), roses \varnothing 3 1/8" (80 mm)
- wall connection with discreet supports perpendicular to wall and flat roses
- easy installation due to individually mountable fixing plates made of stainless steel for hanging the support rail
- maximum loading capacity 250 lbs (113 kg)
- made of high-quality polyamide in the HEWI colors 99 (pure white), 95 (stone gray), 92 (anthracite gray), 90 (jet black), 86 (sand), 84 (umber) and 33 (ruby red)
- meets the requirements of 2010 ADA standards and ICC/ANSI A117.1-2009
- suitable for hanging seats 801.51US100 and 801.51US110
- length L = 18" (457 mm)
- length L = 24" (610 mm)
- length L = 36" (914 mm)
- length L = 42" (1067 mm)



988.61.0xx
988.58.0xx
988.61.1xx
988.61.2xx
988.61.3xx
988.61.4xx
988.61.5xx
801.36US100
801.36US110
801.36US120
801.36US130

801.36US140

801.36US150
801.36US160

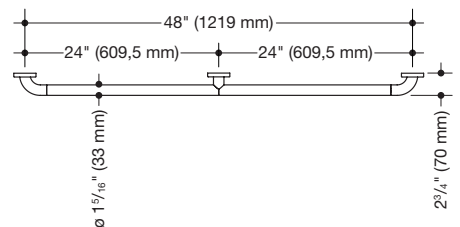
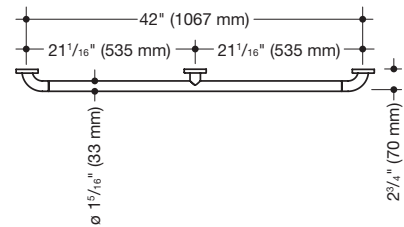
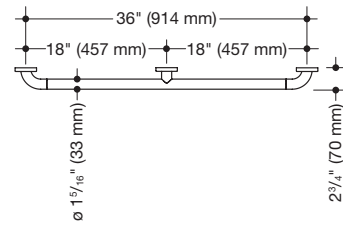


HEWI Grab bar

- rail with right-angled ends and fixing roses made of steel
- with corrosion-protected steel core throughout
- mounting with special fixing kit and roses from HEWI
- 2 3/4" (70 mm) deep, \varnothing 1 5/16" (33 mm), roses \varnothing 2 3/4" (70 mm)
- maximum loading capacity 330 lbs (150 kg)
- made of high-quality polyamide in the HEWI colors 99 (pure white), 95 (stone gray), 92 (anthracite gray), 90 (jet black), 86 (sand), 84 (umber) and 33 (ruby red)
- meets the requirements of 2010 ADA standards and ICC/ANSI A117.1-2009
- upgrade kit toilet roll holder 801.50US010 for retrofitting
- c to c 12" (305 mm)
- c to c 16" (406 mm)
- c to c 18" (457 mm)
- c to c 24" (610 mm), suitable for hanging seats 801.51US100 and 801.51US110
- c to c 30" (762 mm), suitable for hanging seats 801.51US100 and 801.51US110
- c to c 36" (914 mm)
- c to c 42" (1067 mm)

HÄFELE Item Number
HEWI Item Number

Dimensions / Specification



HEWI Grab bar

- rail curved at right-angles at the ends with steel fixing roses and centrally positioned third support
- with corrosion-protected steel core throughout
- wall mounting with wall-specific fixing material and roses from HEWI
- 2 3/4" (70 mm) deep, rail \varnothing 1 5/16" (33 mm), rose \varnothing 2 3/4" (70 mm)
- suitable for removable hanging seat 801.51US100
- maximum loading capacity 330 lbs (150 kg)
- made of high-quality polyamide in the HEWI colors 99 (pure white), 95 (stone gray), 92 (anthracite gray), 90 (jet black), 86 (sand), 84 (umber) and 33 (ruby red)
- meets the requirements of 2010 ADA standards and ICC/ANSI A117.1-2009
- upgrade kit toilet roll holder 801.50US010 for retrofitting
- c to c 36" (914 mm)
- c to c 42" (1067 mm)
- c to c 48" (1219 mm)

988.62.1xx
988.62.2xx
988.62.3xx
801.36US200
801.36US210
801.36US220

Colors

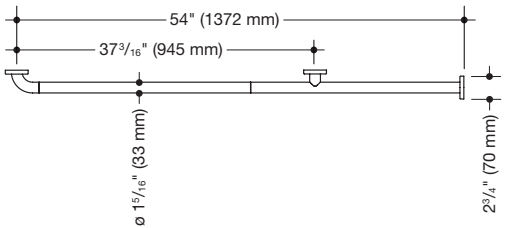
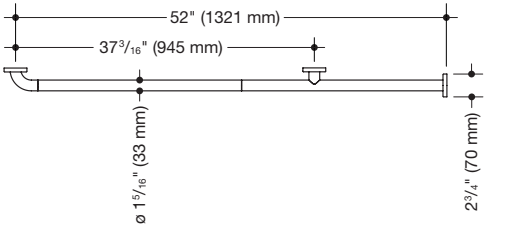
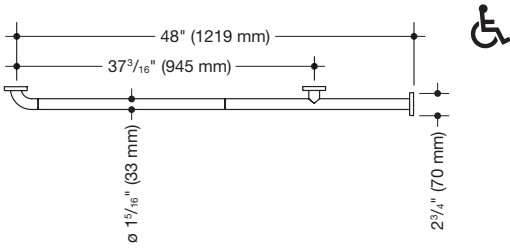
99 pure white	86 sand
95 stone gray	84 umber
92 anthracite gray	33 ruby red
90 jet black	

HÄFELE Number

Add color number to replace xx

HEWI Number

Specify color



HEWI Grab bar

- rail with corrosion-protected steel core throughout and steel fixing roses
- one end has a right-angle curve, the other end is straight
- for holding onto and as a support
- with corrosion-protected steel core throughout
- wall mounting with wall-specific fixing material and roses from HEWI
- 2 3/4" (70 mm) deep, rail \varnothing 1 5/16" (33 mm), rose \varnothing 2 3/4" (70 mm)
- maximum loading capacity 330 lbs (150 kg)
- made of high-quality polyamide in the HEWI colors 99 (pure white), 95 (stone gray), 92 (anthracite gray), 90 (jet black), 86 (sand), 84 (umber) and 33 (ruby red)
- meets the requirements of 2010 ADA standards and ICC/ANSI A117.1-2009
- upgrade kit toilet roll holder 801.50US010 for retrofitting
- c to c 48" (1219 mm)
- c to c 52" (1321 mm)
- c to c 54" (1372 mm)

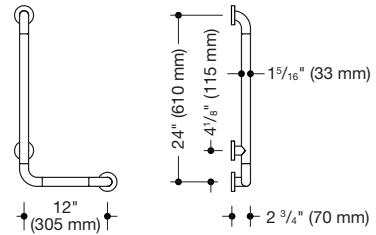
988.82.4xx
988.82.5xx
988.82.6xx
801.36US300
801.36US310
801.36US320

HÄFELE Item Number
HEWI Item Number

Dimensions / Specification



988.72.1xx
801.22US100

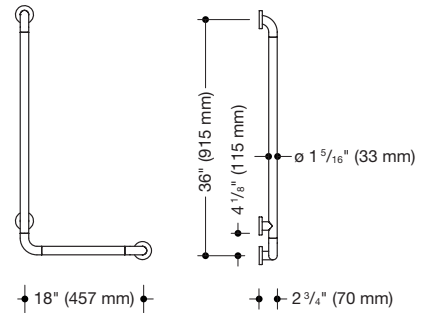


HEWI L-shaped grab bar

- vertical and horizontal bars joined to form an L-shape with fixing roses made of steel
- with corrosion-protected steel core throughout
- can be mounted in left hand or right hand position
- for wall mounting with special fixing kit and roses from HEWI
- 2 3/4" (70 mm) deep, bars \varnothing 1 5/16" (33 mm), roses \varnothing 2 3/4" (70 mm)
- maximum loading capacity 330 lbs (150 kg)
- made of high-quality polyamide in the HEWI colors 99 (pure white), 95 (stone gray), 92 (anthracite gray), 90 (jet black), 86 (sand), 84 (umber) and 33 (ruby red)
- meets the requirements of 2010 ADA standards and ICC/ANSI A117.1-2009
- upgrade kit toilet roll holder 801.50US010 for retrofitting



988.72.5xx
801.22US110



HEWI L-shaped grab bar

- vertical and horizontal bars joined to form an L-shape with fixing roses made of steel
- with corrosion-protected steel core throughout
- can be mounted in left hand or right hand position
- for wall mounting with special fixing kit and roses from HEWI
- 2 3/4" (70 mm) deep, bars \varnothing 1 5/16" (33 mm), roses \varnothing 2 3/4" (70 mm)
- maximum loading capacity 330 lbs (150 kg)
- made of high-quality polyamide in the HEWI colors 99 (pure white), 95 (stone gray), 92 (anthracite gray), 90 (jet black), 86 (sand), 84 (umber) and 33 (ruby red)
- meets the requirements of 2010 ADA standards and ICC/ANSI A117.1-2009
- upgrade kit toilet roll holder 801.50US010 for retrofitting

Colors

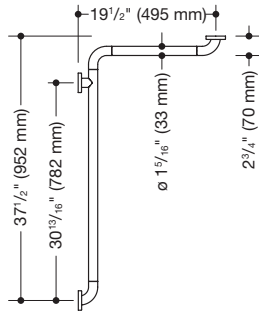
 99 pure white	 86 sand
 95 stone gray	 84 umber
 92 anthracite gray	 33 ruby red
 90 jet black	

HÄFELE Number

Add color number to replace xx

HEWI Number

Specify color



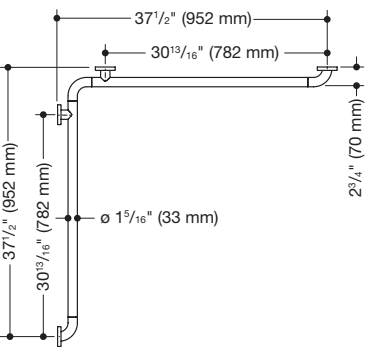
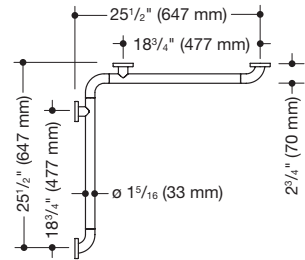
988.65.1xx
801.35US100

HEWI Shower grab bar

- arranged horizontally, rods connected at a right angle with steel fixing roses
- horizontal lengths 37 1/2" x 19 1/2" (952 x 495 mm)
- 2 3/4" (70 mm) deep, rail ø 1 5/16" (33 mm), rose ø 2 3/4" (70 mm)
- with corrosion-protected steel core throughout
- wall mounting with wall-specific fixing material and roses from HEWI
- can be mounted on the right and left side
- suitable for removable hanging seats 801.51US100 and 801.51US110
- maximum loading capacity 330 lbs (150 kg)
- made of high-quality polyamide in the HEWI colors 99 (pure white), 95 (stone gray), 92 (anthracite gray), 90 (jet black), 86 (sand), 84 (umber) and 33 (ruby red)
- meets the requirements of 2010 ADA standards and ICC/ANSI A117.1-2009

HÄFELE Item Number
HEWI Item Number

Dimensions / Specification



HEWI Shower grab bar

- arranged horizontally, rods connected at a right angle with steel fixing roses
- horizontal lengths 25 1/2" x 25 1/2" (647 x 647 mm)
- 2 3/4" (70 mm) deep, rail \varnothing 1 5/16" (33 mm), rose \varnothing 2 3/4" (70 mm)
- with corrosion-protected steel core throughout
- wall mounting with wall-specific fixing material and roses from HEWI
- can be mounted on the right and left side
- suitable for removable hanging seats 801.51US100 and 801.51US110
- maximum loading capacity 330 lbs (150 kg)
- made of high-quality polyamide in the HEWI colors 99 (pure white), 95 (stone gray), 92 (anthracite gray), 90 (jet black), 86 (sand), 84 (umber) and 33 (ruby red)
- meets the requirements of 2010 ADA standards and ICC/ANSI A117.1-2009

- c to c 25 1/2" x 25 1/2" (647 x 647 mm)
- c to c 37 1/2" x 37 1/2" (952 x 952 mm)

988.65.3xx
988.65.5xx
801.35US110
801.35US120

Colors


- | | |
|--------------------|-------------|
| 99 pure white | 86 sand |
| 95 stone gray | 84 umber |
| 92 anthracite gray | 33 ruby red |
| 90 jet black | |

HÄFELE Number

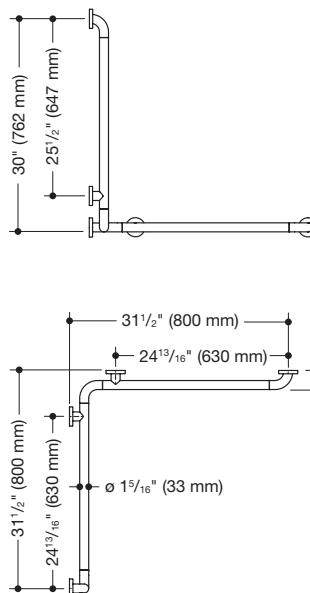
Add color number to replace xx

HEWI Number

Specify color



988.68.1xx
801.35US200



HEWI Shower grab bar

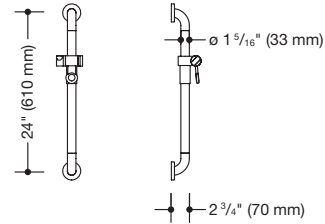
- positioned horizontally and vertically, rails connected at a right angle with steel fixing roses
- with corrosion-protected steel core throughout
- vertical length 30" (762 mm), horizontal lengths 31 1/2" (800 mm)
- 2 3/4" (70 mm) deep, rail \varnothing 1 5/16" (33 mm), rose \varnothing 2 3/4" (70 mm)
- wall mounting with wall-specific fixing material and roses from HEWI
- can be mounted on the right and left side
- maximum loading capacity 330 lbs (150 kg)
- suitable for removable hanging seats 801.51US100 and 801.51US110
- made of high-quality polyamide in the HEWI colors 99 (pure white), 95 (stone gray), 92 (anthracite gray), 90 (jet black), 86 (sand), 84 (umber) and 33 (ruby red)
- meets the requirements of 2010 ADA standards and ICC/ANSI A117.1-2009

HÄFELE Item Number
HEWI Item Number

Dimensions / Specification



988.66.7xx
801.33US100

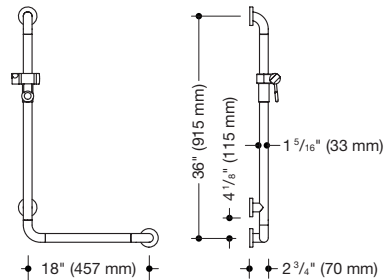


HEWI Grab bar with shower head holder

- vertical rail curved at right-angles at the ends with fixing roses and shower head holder
- suitable for handheld shower heads from various manufacturers
- shower head holder can be tilted continuously and its height can be adjusted by pulling or pushing a broad lever
- cone-shaped insert on the shower head holder makes it easier to mount the handheld shower head
- with corrosion-protected steel core throughout
- wall mounting with wall-specific fixing material and roses from HEWI
- c to c 24" (610 mm) 2 3/4" (70 mm) deep, rail \varnothing 1 5/16" (33 mm), rose \varnothing 2 3/4" (70 mm)
- maximum loading capacity 330 lbs (150 kg)
- made of high-quality polyamide in the HEWI colors 99 (pure white), 95 (stone gray), 92 (anthracite gray), 90 (jet black), 86 (sand), 84 (umber) and 33 (ruby red)
- meets the requirements of 2010 ADA standards and ICC/ANSI A117.1-2009



988.67.3xx
801.33US200



HEWI L-shaped grab bar with shower head holder

- can be mounted on the right and left side
- positioned horizontally and vertically, rails connected at a right angle with steel fixing roses and shower head holder
- for holding onto and as a support in the shower and bathtub
- suitable for handheld shower heads from various manufacturers
- shower head holder can be tilted continuously and its height can be adjusted by pulling or pushing a broad lever
- cone-shaped insert on the shower head holder makes it easier to mount the handheld shower head
- with corrosion-protected steel core throughout
- wall mounting with wall-specific fixing material and roses from HEWI
- horizontal length 18" (457 mm), vertical length 36" (915 mm), 2 3/4" (70 mm) deep
- rail \varnothing 1 5/16" (33 mm), rose \varnothing 2 3/4" (70 mm)
- maximum loading capacity 330 lbs (150 kg)
- made of high-quality polyamide in the HEWI colors 99 (pure white), 95 (stone gray), 92 (anthracite gray), 90 (jet black), 86 (sand), 84 (umber) and 33 (ruby red)
- meets the requirements of 2010 ADA standards and ICC/ANSI A117.1-2009

Colors

99 pure white	86 sand
95 stone gray	84 umber
92 anthracite gray	33 ruby red
90 jet black	

HÄFELE Number

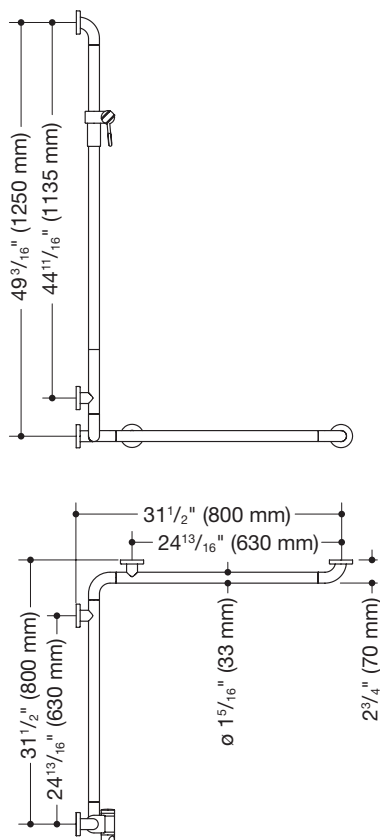
Add color number to replace xx

HEWI Number

Specify color



988.68.5xx
801.35US220

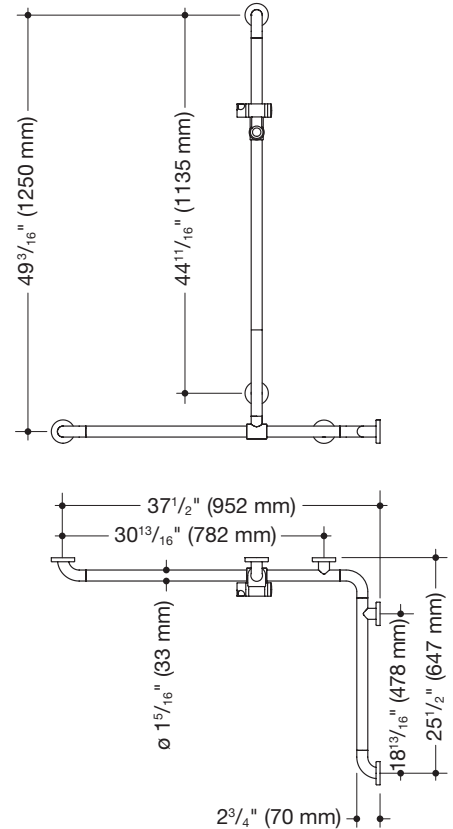



HEWI Grab bar with shower head holder

- positioned horizontally and vertically, rails connected at a right angle with steel fixing roses and shower head holder
- with corrosion-protected steel core throughout
- vertical length 49 3/16" (1250 mm), horizontal lengths 31 1/2" (800 mm)
- 2 3/4" (70 mm) deep, rail \varnothing 1 5/16" (33 mm), rose \varnothing 2 3/4" (70 mm)
- suitable for handheld shower heads from various manufacturers
- shower head holder can be tilted continuously and its height can be adjusted by pulling or pushing a broad lever
- cone-shaped insert on the shower head holder makes it easier to mount the handheld shower head
- wall mounting with wall-specific fixing material and roses from HEWI
- can be mounted on the right and left side
- maximum loading capacity 330 lbs (150 kg)
- suitable for removable hanging seats 801.51US100 and 801.51US110
- made of high-quality polyamide in the HEWI colors 99 (pure white), 95 (stone gray), 92 (anthracite gray), 90 (jet black), 86 (sand), 84 (umber) and 33 (ruby red)
- meets the requirements of 2010 ADA standards and ICC/ANSI A117.1-2009

HÄFELE Item Number
HEWI Item Number

Dimensions / Specification



983.35.9xx
801.35US310

HEWI Shower grab bar with vertical adjustable support bar and shower head holder

- positioned horizontally and vertically, rails connected at a right angle with steel fixing roses and shower head holder
- with sideways (for mounting) adjustable vertical rail with shower head holder
- with corrosion-protected steel core throughout
- vertical length 49 3/16" (1250 mm), horizontal lengths 37 1/2" (952 mm) and 25 1/2" (647 mm)
- 2 3/4" (70 mm) deep, rail \varnothing 1 5/16" (33 mm), rose \varnothing 2 3/4" (70 mm)
- suitable for handheld shower heads from various manufacturers
- shower head holder can be tilted continuously and its height can be adjusted by pulling or pushing a broad lever
- cone-shaped insert on the shower head holder makes it easier to mount the handheld shower head
- wall mounting with wall-specific fixing material and roses from HEWI
- can be mounted on the right and left side
- maximum loading capacity 330 lbs (150 kg)
- suitable for removable hanging seats 801.51US100 and 801.51US110
- made of high-quality polyamide in the HEWI colors 99 (pure white), 95 (stone gray), 92 (anthracite gray), 90 (jet black), 86 (sand), 84 (umber) and 33 (ruby red)
- meets the requirements of 2010 ADA standards and ICC/ANSI A117.1-2009

Colors

99 pure white	86 sand
95 stone gray	84 umber
92 anthracite gray	33 ruby red
90 jet black	

HÄFELE Number

Add color number to replace xx

HEWI Number

Specify color

CANADA

Häfele Canada Inc
5323 John Lucas Drive
Burlington, Ontario L7L 6A8
+1 800-423-3531 x 4453
projects@hafele.ca
www.hafele.ca

USA

Häfele America Co.
3901 Cheyenne Drive
Archdale, NC 27263
+1 888 437 7477
+1 336 434 2322 x 6550
projects@hafele.us
www.hafele.com/us

MEXICO

Häfele de México, S.A. de C.V.
Circuito El Marqués Norte No. 82
Parque Industrial El Marqués.
El Marqués, Querétaro. CP. 76246
+52 442 2 96 86 00
+521 442 2 96 86 29
cesar.uribe@hafele.com.mx
www.hafele.com/mx